



Hettinger Public School District 13

209 South 8th Street

Hettinger ND 58639



THREE AND FIVE YEAR PLAN

TABLE OF CONTENTS

Contents

- Three and Five Year Plan 1
- Table of Contents.....2
- Introduction4
 - Three and Five Year Requirments4
- Sample Notices4
 - Notice of Public Demographic Planning Meeting.....4
 - Notice of Plan Completion.....5
- Fall Enrollment Trends.....5
 - How should the data be used?5
 - Total Enrollment Trends7
- Student Assessment Data8
 - How should the data be used?8
 - North Dakota State Assessment8
 - National Assessment of Educational Progress (NAEP)9
 - act/workkey results for high school juniors10
 - Choice Ready11
- Approval, Accreditation, and Curricular Offerings12
 - Approvial and Accreditation12
 - North Dakota State Assessment12
 - Additional High School Units Offered.....13
 - Curriculum Questions.....14
- Student Services and Success Indicators16
 - Student success16
 - Questions on Student Services.....18

Student Interventions and Remediation.....	19
Student Intervention and Remediation Questions	20
Student Success Indicators.....	20
Student Success Indicators Questions	21
district financial data	23
General Fund Revenues, Expenditures, and Balances.....	23
Expenditures/Students	23
Mill Levies.....	24
District Finance Questions	24
Staffing	26
FTE Instructional Staff.....	26
FTE Support Staff.....	26
Administrative Staff	27
Staffing Questions	28
Facility Planning.....	28
Facility Planning Questions.....	28
Outcome of Three and Five-Year Demographic Planning	31

INTRODUCTION

THREE AND FIVE YEAR REQUIRMENTS

[NDCC 15.1-07-26](#). School district demographics - Long-term planning process.

Between January first and June thirtieth of every even-numbered year, the board of each school district shall invite the public to participate in a planning process addressing the effects that demographics might have on the district in the ensuing three-year and five-year periods, and specifically addressing potential effects on:

- Academic and extracurricular programs;
- Instructional and administrative staffing;
- Facility needs and utilization; and
- District tax levies.

At the conclusion of the planning process, the board shall prepare a report, publish a notice in the official newspaper of the district indicating that the report is available, and make the report available upon request.

SAMPLE NOTICES

NOTICE OF PUBLIC DEMOGRAPHIC PLANNING MEETING

State law requires each school board to invite the public to participate in a planning process that addresses the effects of demographics on the district in the next three and five years ([NDCC 15.1-07-26](#)). Many districts hold an open public forum to meet this requirement, and it is recommended that notice of the planning meeting be published in the district's official newspaper. A sample notice is included below.

The Hettinger Public School Board invites the public to participate in a school demographic planning meeting to fulfill requirements under [NDCC 15.1-07-26](#). This open public meeting will be held on August 12, 2020] at Hettinger Public School AV Room. At this forum, the school board will discuss and receive public input on how three- and five-year demographics may impact academic and extracurricular programs, instructional and administrative staffing, facility needs and utilization, district tax levies, and the district's strategic plan.

NOTICE OF PLAN COMPLETION

At the conclusion of the planning process, school boards are required to prepare a report, publish a notice in the official district newspaper indicating that the report is available, and make the report available upon request.

[North Dakota Century Code 15.1-07-26](#) requires the board of each school district to conduct long-term planning during each even-numbered year. The Board of the Hettinger Public School District has completed this process and prepared a report. This report is available at <https://www.hettinger.k12.nd.us/superintendent> or upon request by contacting: Ryan Moser at 701-567-5315, email at Ryan.Moser@k12.nd.us or by mail at Ryan Moser, PO Box 1188, Hettinger ND 58639.

FALL ENROLLMENT TRENDS

HOW SHOULD THE DATA BE USED?

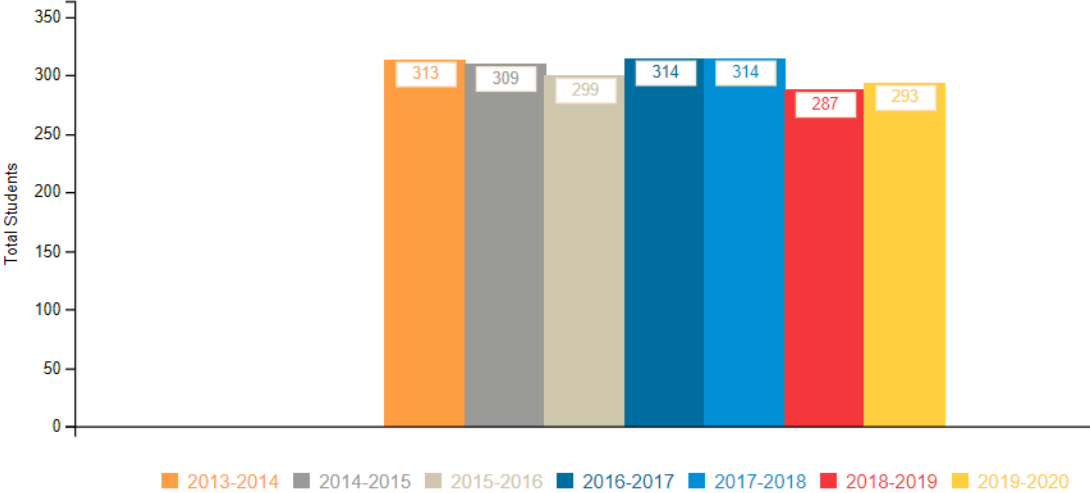
They should be used to guide program, service, resource, facility, and staff allocation planning over the next three and five years.

Enrollment by Category	Enrollment 2019-20	2020-21 Projected Enrollments	2021-22 Projected Enrollments	2022-23 Projected Enrollments
Pre-K	18	20	18	18
Kindergarten	22	16	20	18
Grade One	30	22	16	20
Grade Two	24	29	22	16
Grade Three	17	24	29	22
Grade Four	21	16	24	29

Enrollment by Category	Enrollment 2019-20	2020-21 Projected Enrollments	2021-22 Projected Enrollments	2022-23 Projected Enrollments
Grade Five	17	20	16	24
Grade Six	18	17	20	16
Grade Seven	25	18	17	20
Grade Eight	24	25	18	17
Grade Nine	21	21	25	18
Grade Ten	22	21	21	25
Grade Eleven	16	22	21	21
Grade Twelve	14	16	22	21

Enrollment Totals	Enrollment 2019-20	2020-21 Projected Enrollments	2021-22 Projected Enrollments	2022-23 Projected Enrollments
K-6 Total	149	144	147	145
7-8 Total	49	43	35	37
9-12 Total	73	80	89	85
K-12 Total	271	267	271	267

TOTAL ENROLLMENT TRENDS



STUDENT ASSESSMENT DATA

Law requires students to take three types of assessments. Results from the past three years of these exams should be reported below.

HOW SHOULD THE DATA BE USED?

Review of assessment results may help identify areas where additional programs, courses, student support services, and/or teacher professional development are needed. These data may also assist with goal setting.

NORTH DAKOTA STATE ASSESSMENT

(Required by [NDCC 15.1-21-08](#))

PERCENTAGE OF PROFICIENT AND ADVANCED STUDENTS IN ENGLISH LANGUAGE ART (ELA)

Grades	2016-17		2017-18		2018-19	
	ELA		ELA		ELA	
Third	D:69%	S: 46%	D:54%	S: 46%	D:24%	S: 48%
Fourth	D:63%	S: 45%	D:79%	S: 50%	D:39%	S: 45%
Fifth	D:40%	S: 50%	D:71%	S: 48%	D:62%	S: 47%
Sixth	D:50%	S: 47%	D:39%	S: 45%	D:65%	S: 49%
Seventh	D:66%	S: 48%	D:37%	S: 44%	D:48%	S: 46%
Eighth	D:61%	S: 44%	D:48%	S: 46%	D:26%	S: 51%
Tenth	N/A	N/A	D:66%	S: 42%	D:57%	S: 47%
Eleventh	D:46%	S: 55%	D:N/A	S: 43%	D:N/A	S: 44%

D= District average S=State average

PERCENTAGE OF PROFICIENT AND ADVANCED STUDENTS IN MATH

Grades	2016-17		2017-18		2018-19	
	Math		Math		Math	
Third	D: 57%	S: 48%	D: 41%	S: 48%	D: 29%	S: 48%
Fourth	D: 29%	S: 44%	D: 63%	S: 46%	D: 22%	S: 43%
Fifth	D: 20%	S: 37%	D: 37%	S: 44%	D: 45%	S: 48%
Sixth	D: 29%	S: 37%	D: 26%	S: 44%	D: 50%	S: 47%
Seventh	D: 34%	S: 37%	D: 47%	S: 45%	D: 35%	S: 40%
Eighth	D: 17%	S: 35%	D: 42%	S: 44%	D: 21%	S: 47%
Tenth	N/A	N/A	D: 45%	S: 35%	D: 21%	S: 30%
Eleventh	D: 18%	S: 34%	D: N/A	S: 38%	D: N/A	S: 33%

D= District average S=State average

PERCENTAGE OF PROFICIENT AND ADVANCED STUDENTS IN SCIENCE

Grades	2016-17		2017-18		2018-19	
	Science		Science		Science	
Fourth	D: 99%	S: 66%	D: 79%	S: 66%	D: 69%	S: 64%
Eighth	D: 78%	S: 63%	D: 99%	S: 61%	D: 79%	S: 64%
Eleventh	D: 49%	S: 64%	D: 79%	S: 61%	D: 79%	S: 60%

D= District average S=State average

NATIONAL ASSESSMENT OF EDUCATIONAL PROGRESS (NAEP)

(Required by [34 C.F.R 200.11](#))

Grades	2017				2019			
	Reading		Math		Reading		Math	
Fourth	S: 222	N:221	S: 244	N:239	S: 221	N: 219	S: 243	N: 240
Eighth	S: 265	N:265	S: 288	N:282	S: 262	N: 263	S: 286	N: 281

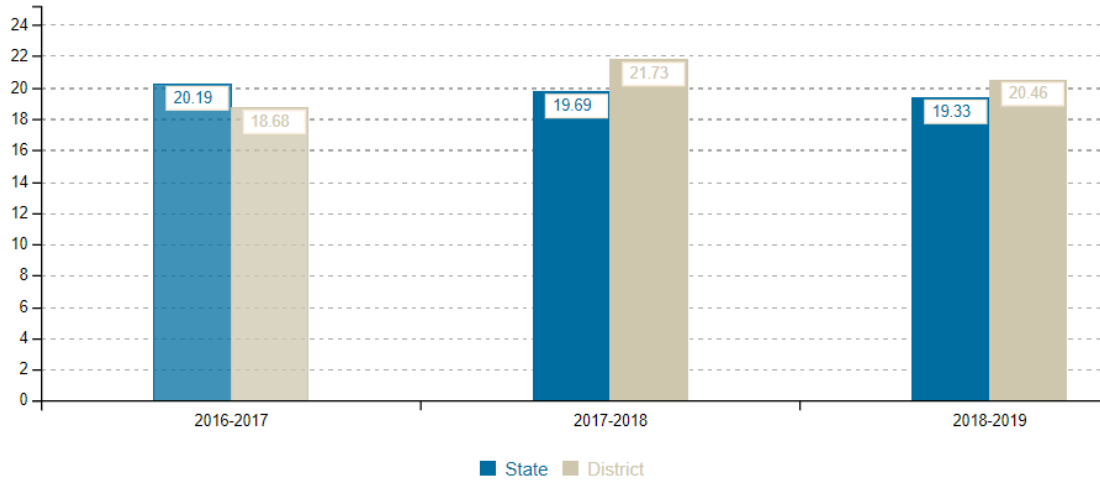
S: State average N: National average

ACT/WORKKEY RESULTS FOR HIGH SCHOOL JUNIORS

(Required by [NDCC 15.1-21-19](#))

Test Type	2016-17		2017-18		2018-19	
ACT	D: 18.86	N: 20.8	D: 21.73	N: 21	D: 20.46	N: 20.8

D: District average N: National average

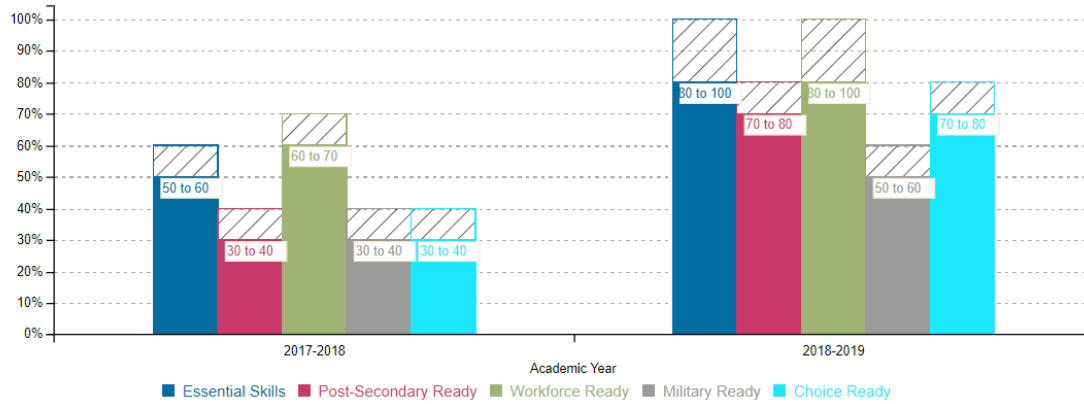


Test Type	% Meeting Profile Criteria in 2016-17		% Meeting Profile Criteria in 2017-18		% Meeting Profile Criteria in 2018-19	
WorkKey	Applied Math: 0	Reading: 0	Applied Math: 5	Reading: 4	Applied Math: 6	Reading: 5

CHOICE READY

Choice Ready Metric Performance

This chart shows percent of graduates that meet Choice Ready requirements along with the percent that meet each metric that composes Choice Ready.



APPROVAL, ACCREDITATION, AND CURRICULAR OFFERINGS

APPROVAL AND ACCREDITATION

- The school district is approved through the North Dakota Department of Public Instruction ([NDCC 15.1-06-06](#))

- The school district is accredited through AdvancED. State law requires each school board to invite the public to participate in a planning process. Law requires students to take three types of assessments. Results from the past three years of these exams should be reported below.

NORTH DAKOTA STATE ASSESSMENT

List all AP and dual credit courses offered.

Name of Course	Enrollment 2019-20	2020-21 Projected Enrollments	2021-22 Projected Enrollments	2020-23 Projected Enrollments
Advanced Composition	7	7	12	10
College Algebra	0	12	10	10

ADDITIONAL HIGH SCHOOL UNITS OFFERED

List all high school courses offered beyond state minimum units ([NDCC 15.1-21-01](#)).

Name of Course	Enrollment 2019-20	2020-21 Projected Enrollments	2021-22 Projected Enrollments	2020-23 Projected Enrollments
Automotive Technology I	7	10	8	8
Automotive Technology II	7	10	8	8
Physics	0	11	0	12
Chemistry	14	0	12	0
STEM (Science)	11	16	13	13
Weight Training	7	13	10	10
Human Anatomy (PE)	7	3	5	5
Instrumental Music	15	18	18	20
Vocal Music	18	21	20	20
Humanities	0	6	0	8
Geography	11	0	10	0
Art	5	5	0	0
Fundamentals of Art	0	0	5	5
Financial Literacy	0	22	20	20
Accounting I	14	0	15	0
Accounting II	14	0	15	0
Business Law	15	13	0	0
Multimedia	0	0	15	15
Desktop Publishing	0	10	0	12
Web Design	12	0	12	0
FACS I	2	0	5	0

FACS II	0	3	0	5
Foundations of Ag	0	13	0	20
Introduction to Ag	20	0	15	0
Agriculture III	0	6	0	9
Ag Mechanics Tech	5	0	8	0
Food Science Tech	0	13	0	15
Cultures and Cuisine	5	0	8	0
Psychology	10	12	0	0
World Area Studies	0	0	5	0
Anthropology	0	1	0	3
Pre-Calculus	7	0	0	0
Calculus	4	0	0	0
College Algebra	0	12	10	10
Sociology	0	0	12	10
General PE	9	9	10	10
Career Management	21	24	25	18
Business Computer Apps	21	24	25	18
Entrepreneur	0	12	0	12
Career Seminar	2	1	3	2
Educational Workplace Experiences	11	9	10	9

CURRICULUM QUESTIONS

1. Based on enrollment projections, will the district have the staff and resources necessary to offer all required elementary and middle school instruction ([NDCC 15.1-](#)

[21-01](#)) and required high school units ([NDCC 15.1-21-02](#)) in the next year? Three years? Five years? If no, list possible solutions.

Hettinger Public School anticipates having the resources and staff required for elementary, junior high and high school units over the next 3-5 years.

2. Does the district plan to eliminate or offer additional AP and/or dual credit courses in the next year? In three years? In five years? How will this impact district planning (staffing, budget, etc.)?

Hettinger Public School expects adding a dual credit course in mathematics next school year with continued support in dual credit English over the next 3-5 years. Dual credit opportunities will initially be offered through ITV courses, but the goal is to be able to offer on campus dual credit through staff development and utilizing staff capacities.

3. Are there non-mandatory high school units being offered that should be eliminated or expanded? If yes, explain why and develop timeline.

Hettinger Public School will continue to evaluate elective courses that have low enrollments but high budgetary impacts. The final determination of any programs being eliminated will be done with administrative recommendations and Board approval. Specific courses may not be offered because of enrollment and budgetary considerations; administration will determine what individual courses will be offered.

4. Are there new high school units that the district plans to offer in the next year? Three years? Five years? How will this impact district planning (staffing, budget, etc.)?

Financial Literacy will be added next school year in order satisfy NDCC 15.1-21-21 - Concepts of Personal Finance as well as meet Hettinger Public School Assurances that are signed annually.

Humanities will also be offered to provide students more opportunities within the social studies content area.

Fundamentals of Art will be offered in the next 3-5 years to supplement our current Art course and continued development of the program.

Food Science Technologies will be offered to provide students more opportunities within our FACS program.

STUDENT SERVICES AND SUCCESS INDICATORS

STUDENT SUCCESS

Services <i>Unless Otherwise Specified, Services are Optional</i>	Currently Offered		Number of Students Utilizing Service		
			K-6	7-8	9-12
Adult education	<input type="checkbox"/> Yes	<input checked="" type="checkbox"/> No	N/A	N/A	
Athletics	<input checked="" type="checkbox"/> Yes	<input type="checkbox"/> No			
	1. Football	<input checked="" type="checkbox"/> Co-op	0	22	30
	2. Volleyball	<input checked="" type="checkbox"/> Co-op	35	25	26
	3. Basketball	<input checked="" type="checkbox"/> Co-op	56	33	31
	4. Wrestling	<input checked="" type="checkbox"/> Co-op	0	7	14
	5. Track and Field	<input checked="" type="checkbox"/> Co-op	0	14	16
	6. Baseball	<input checked="" type="checkbox"/> Co-op	0	5	20
	7. Cross Country	<input checked="" type="checkbox"/> Co-op	1	5	7
	8.	<input type="checkbox"/> Co-op			
	9.	<input type="checkbox"/> Co-op			
10.	<input type="checkbox"/> Co-op				
Chemical abuse prevention/dependency counseling	<input type="checkbox"/> Yes	<input checked="" type="checkbox"/> No			
School-sponsored student organizations (e.g., honors society, yearbook, student newspaper, etc.)	<input checked="" type="checkbox"/> Yes	<input type="checkbox"/> No			
	1. National Honor Society		0	0	10
	2. Student Council		0	49	40
	3. Yearbook		0	0	12
	4. Owls		0	0	35
	5. Missoula Childrens' Theater		50	8	0
	6.				
7.					

	8.				
	9.				
	10.				
Counseling (required by NDCC 15.1-06-19)	<input checked="" type="checkbox"/> Yes	<input type="checkbox"/> No			
Distance education	<input type="checkbox"/> Yes	<input checked="" type="checkbox"/> No			
Early childhood education	<input checked="" type="checkbox"/> Yes If yes, how many students? 40	<input type="checkbox"/> No			
Gifted and talented program	<input type="checkbox"/> Yes	<input checked="" type="checkbox"/> No			
Kindergarten (required by NDCC 15.1-22-01)	<input checked="" type="checkbox"/> Yes	<input type="checkbox"/> No	22	N/A	N/A
	<input checked="" type="checkbox"/> Offered in District <input type="checkbox"/> District pays for students to attend kindergarten in another district (list):				
Library/media	<input checked="" type="checkbox"/> Yes	<input type="checkbox"/> No			
Other extracurricular or co-curricular activities (e.g., debate, speech)	<input checked="" type="checkbox"/> Yes	<input type="checkbox"/> No			
	1. Acalympics	<input type="checkbox"/> Co-op	0	6	6
	2. Quiz Bowl	<input type="checkbox"/> Co-op	0	0	6
	3. FFA	<input type="checkbox"/> Co-op			
	4. FBLA	<input type="checkbox"/> Co-op	0	0	32
	5. Math Team	<input type="checkbox"/> Co-op	15	10	0
	6. Spelling Bee	<input type="checkbox"/> Co-op	10	10	0
	7. Children's Choir	<input type="checkbox"/> Co-op	25	0	0
	8. Science Olympiad	<input type="checkbox"/> Co-op	0	15	35
	9. Robotics	<input type="checkbox"/> Co-op	0	6	9
10. One Act Play	<input type="checkbox"/> Co-op	0	0	21	

School resource officer	<input type="checkbox"/> Yes	<input checked="" type="checkbox"/> No			
Social worker	<input type="checkbox"/> Yes	<input checked="" type="checkbox"/> No			
Special education (required by NDCC 15.1-32-08)	<input checked="" type="checkbox"/> Yes	<input type="checkbox"/> No			
	<input checked="" type="checkbox"/> District participates in West River Student Services Special Education Unit				
Student performance strategist (required by NDCC 15.1-07-32)	<input checked="" type="checkbox"/> Yes	<input type="checkbox"/> No			
Transportation (regular education)	<input checked="" type="checkbox"/> Yes	<input type="checkbox"/> No			

QUESTIONS ON STUDENT SERVICES

1. Is the district providing all required services?

Hettinger Public School District provides all required services.

2. How might three- and five-year demographic projections impact services offered?

Demographic enrollment projections over the next five years as well as the past five years indicate a fairly stable enrollment, with cyclic periods of higher and lower enrollment.

3. Are there optional services that the district should eliminate, add, or consider co-oping with a neighboring school district?

Hettinger Public School has existing cooperative agreements with neighboring school districts in athletics; student organizations and co-curricular programs have strong student numbers and community support.

STUDENT INTERVENTIONS AND REMEDIATION

PERCENTAGE OF STUDENTS PARTICIPATING IN RESPONSE TO INTERVENTION PROGRAMS

2016-17 School Year	2017-18 School Year	2018-19 School Year
25	29	28

PERCENTAGE OF STUDENTS TAKING REMEDIAL COURSEWORK

2016-17 School Year	2017-18 School Year	2018-19 School Year
6.5%	4.8%	6.5%

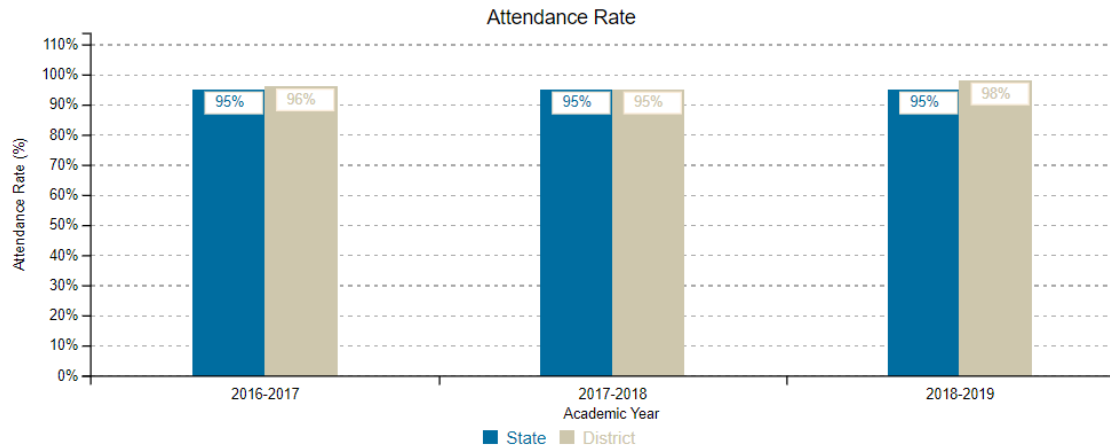
PERCENTAGE OF STUDENTS REQUIRED TO REPEAT A GRADE

2016-17 School Year	2017-18 School Year	2018-19 School Year
<1%	<1%	<1%

DROPOUT RATE (REPORT AS A PERCENTAGE)

2016-17 School Year	2017-18 School Year	2018-19 School Year
10%	11%	0%

ATTENDANCE RATE



SUSPENSIONS AND EXPULSIONS

2016-17 School Year	2017-18 School Year	2018-19 School Year
1	4	3

STUDENT INTERVENTION AND REMEDIATION QUESTIONS

1. What are the trends in these data?

The trends show that our students have very high attendance rates and are able to receive the interventions required to pass their grade levels. Another trend is that students who participate throughout the school year in intervention program have a high summer school attendance rate. There is a correlation between student success when enrolled in intervention programs and students remaining on track for grade level promotion.

2. How will these trends impact student support programs and services in the next year? In three years? In five years?

Over the next 3-5 years Hettinger Public School anticipates an increase in intervention programs because of the lost hours of face to face instruction caused by COVID-19. A successful tool to close achievement gaps are for students to participate in research-based intervention programs offered by Hettinger Public School. It is also anticipated that the After School Program will significantly increase in student participation.

STUDENT SUCCESS INDICATORS

HIGH SCHOOL GRADUATION RATES (REPORT AS PERCENTAGE)

Year	District %	State %
2018-19 graduation rate	100%	92%
2018-19 graduates receiving alternative diploma	0%	N/A
2019-20 projected graduation rate	100%	N/A
2019-20 graduates projected to receive alternative diploma	0%	N/A

COLLEGE ENROLLMENT RATE FOR HIGH SCHOOL SENIORS

2016-17 School Year	2017-18 School Year	2018-19 School Year
71%	71%	63%

STUDENT SUCCESS INDICATORS QUESTIONS

1. What are the trends in these graduation rates? What changes in programs, curriculum, or services may be driving these trends?

Graduation rates continue to be above the state average. One program that has had an impact on graduation rates is the Advisory Program that bonds a teacher and student together throughout their secondary experience. This program is being expanded into grades 5 & 6 as well as provided more time to make the program more efficient.

2. What are the college enrollment rates trends? Are there factors that may explain these trends? How might these trends impact course offerings in the future?

40-50% of our students enroll into four year public institutions in North Dakota with an additional 6-18% enrolling in out-of-state institutions, 46-68% entering 4-year institutions. 29-37% of our students do not go directly into post-secondary education, but seek other options in the workforce or military. 6-8% of our students enroll in 2 year programs either in state or out of state. Over the last three school years approximately 30–50% of our students do not enroll in a 4-year degree plan¹. The fact that a significant amount of our students demonstrates the importance of CTE programs to provide high quality career ready skills is vital.

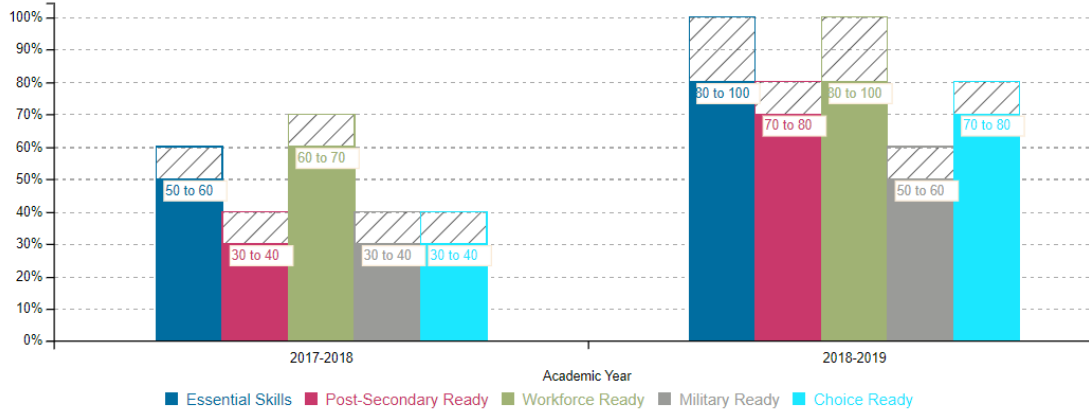
3. How should these data inform short and long-term district goals?

The focus in North Dakota has shifted to being choice ready. The data tracked should represent the efforts being made to prepare students for being Choice Ready: workforce, military, post-secondary ready. Hettinger Public School places a high importance on being able to prepare students’ to succeed in their chosen career field, but also being able to provide the opportunity for success in multiple career choices.

¹ <https://insights.nd.gov/Education/District/PostSecondary/Enrollment/01013>

Choice Ready Metric Performance

This chart shows percent of graduates that meet Choice Ready requirements along with the percent that meet each metric that composes Choice Ready.



DISTRICT FINANCIAL DATA

GENERAL FUND REVENUES, EXPENDITURES, AND BALANCES

Year	Revenues	Expenditures	Balances
2015 to 2016	3,627,790.26	3,437,204.79	1,102,094.02
2016 to 2017	4,000,551.05	3,581,007.37	1,548,966.76
2017 to 2018	3,614,322.97	3,546,155.65	1,419,764.64
2018 to 2019	4,301,237.57	4,261,187.68	1,189,750.63
2019 to 2020	4,028,944.24*	3,239,816.15*	2,041,987.70*

*As of 4/30/2020

EXPENDITURES/STUDENTS

Year	General Fund Expenditures	Students	Expenditures/Students
2015 to 2016	3,015,188.12	2268.41	11,233.52
2016 to 2017	3,271,439.28	267.39	12,234.71
2017 to 2018	3,614,322.97	253.69	13,517.65
2018 to 2019	4,261,187.68	265.96	13,054.82
2019 to 2020	3,239,816.15	TBD	TBD

*As of 4/30/2020

MILL LEVIES

Year	General	Misc.	Special Reserve	Tuition	Building	Sub-Total	Excess Mills	Total	Totals
2015 to 2016	59.57	11.81	2.95	0	9.84	84.17	0	84.17	1,077,054.00
2016 to 2017	61.35	12.00	3.00	0	10.00	86.35	0	86.35	1,201,529.25
2017 to 2018	66.50	11.83	3.00	2.60	9.85	93.78	0	93.78	1,348,360.40
2018 to 2019	72.92	11.85	2.96	2.31	9.87	99.91	0	99.91	1,467,500.00
2019 to 2020	70	12	3.0	1.63	10	96.63	0	96.63	1,407,081.25

See [NDCC SECTIONS 57-15-13, 57-15-14.2, 57-15-16](#)

State/Federal Aid and Other Revenue Sources

School Year	Amount		
	State	Federal	Other Revenue Sources
2015-16	2,692,454.17	44,376.01	0
2016-17	2,679,168.00	39,594.00	0
2017-18	2,429,634.18	95,379.42	0
2018-19	2,527,700.32	103,205.37	0
2019-2020 (projected)	2,515,979.00	89,322.00	0

DISTRICT FINANCE QUESTIONS

1. What are the financial trends of the district?

While per pupil state aid has increased the last legislative cycle, our cyclic enrollment trends over the past 7 years is expected to continue in a similar pattern. Metered increases in the general fund has occurred up until this year where total mills have decreased.

2. What are the future financial challenges for the district?

The largest financial challenges for the district is to be able to fund necessary infrastructure projects as well as other important projects that impact the community such as the swimming pool and sports complex. Building or special project funds are tied up from our last energy audit and upgrade.

3. What steps should be taken now and in the future to meet the short- and long-term financial needs of the district?

Hettinger Public School will need to seek a bond referendum to complete larger projects identified as high priority needs. A regular maintenance schedule will need to be planned to complete vital upgrades.

STAFFING

FTE INSTRUCTIONAL STAFF

Grade Level Served	Current FTEs	Projected		
		2020-21	2021-2022	2022-23
K-6	13.7	14	14	14
7-8	3.33	4	4	4
9-12	8.48	8.5	8.5	8.5

FTE SUPPORT STAFF

Support Staff Positions	Current FTE			
	K-6	7-8	9-12	Total
Food Service	1.11	1.11	1.11	3.33
Maintenance	1.33	1.16	1.16	3.65
Aides	6	2.5	1.5	10
Secretarial/ clerical	1	.5	.5	2
Transportation	0	0	0	0
Extracurricular	7	15	29	51
Other	0	0	0	0

Support Staff Positions	Projected											
	2020-21				2021-2022				2022-23			
	K-6	7-8	9-12	Total	K-6	7-8	9-12	Total	K-6	7-8	9-12	Total
Food Service	1.11	1.11	1.11	3.33	1.11	1.11	1.11	3.33	1.11	1.11	1.11	3.33
Maintenance	1.67	1.67	1	4.33	1.67	1.67	1.67	4.33	1.67	1.67	1.67	4.33
Aides	6	2.5	1.5	10	6	2.5	1.5	10	6	2.5	1.5	10
Secretarial/ clerical	1	.5	.5	2	1	.5	.5	2	1	.5	.5	2
Transportation	0	0	0	0	0	0	0	0	0	0	0	0
Extracurricular	7	15	29	51	7	15	29	51	7	15	29	51
Other	0	0	0	0	0	0	0	0	0	0	0	0

ADMINISTRATIVE STAFF

Grade Level Served	Current Staff	Projected		
		2020-21	2021-2022	2022-23
K-6	1			
7-8	1			
9-12	1			

STAFFING QUESTIONS

1. Does the district need to adjust staffing levels for next year? In three years? In five years?

Staffing does need to be considered over the next three years. Hettinger Public School has been able to address some teaching shortages by hiring high quality paraprofessionals, many obtaining substitute teaching licenses to further expand their role at the school. The district has also used teachers' capacities to cross over curriculum, elementary teachers teaching middle school and high school teachers teaching elementary. These two factors could allow the district to pursue additional staffing to add flexibility to teacher schedules and add opportunities for our students.

FACILITY PLANNING

Facility Name	Grade Level Served	Facility Age	Current Occupancy	% of Capacity Used	Projected Occupancy 2020-21	Projected Occupancy 2021-22	Projected Occupancy 2022-23
High School	7-12	1966	122	96%	100%	100%	100%
Elementary	PK-2	1950	94	83%	100%	100%	100%
Elementary	3-6	1954	110	92%	92%	92%	92%
Automotive Shop	11-12	1981	7	50%	80%	80%	80%
Steam Boiler Outbuilding	PK-6	2005	0	100%	100%	100%	100%
Sports Complex	PK-12	Late 1960s – Early 1970s	N/A	N/A	N/A	N/A	N/A

FACILITY PLANNING QUESTIONS

1. List facility upgrades needed (e.g., Fire code, ADA compliance, energy efficiency, air quality, facility security, technology upgrades, etc.).

Fire Code:

Elementary Doors – On Schedule to replace with Homeland Security Grant

Facility Security:

Cameras and Server – On Schedule to replace with Homeland Security Grant

Technology Upgrades:

High School Computer Lab

High School Computer Bank

Infrastructure: Access Points and Switches

High Priority

Boiler Systems in both the high school and elementary

MDU Fuel Extension

Replacement of elementary school roof

Duct Work in Automotive Shop

Regular Maintenance

Assorted Exhaust Fans

Classroom Air Conditioners

Boys Locker Room

Classroom Floor Tiles

Replace sections of deuterating sidewalk, curb and gutter

Long-Term Schedule

Office Re-assignment

Bathrooms at Sports Complex

Gym Floor

Playground Upgrades

2. Are areas other than classrooms being used for instructional purposes (e.g., storage rooms, commons areas, etc.)? If yes, explain.

No.

3. Are portable classrooms being used? If so, how many and for how much longer?

No.

4. Are new facilities needed due to enrollment projections or other reasons such as a facility's age? Explain. If yes, when will new facility be needed?

The facility has a solid foundation, new facilities are not needed; however continued renovation and upgrades are required to run the facilities at full capacity.

5. Can any current facilities be repurposed? Explain.

The current capacity is under 100%, meaning that there is opportunity to repurpose areas of the school as needed.

6. Do any current facilities need to be sold? Explain.

No, while the capacity is under 100%, the facilities owned by Hettinger Public School are needed to continue to provide a safe and effective education for students.

7. Will the district need to increase its building levy (20 mill max) and/or seek voter approval of bond issuance in order to accomplish facility goals?

Yes. The district will need to go to a bond referendum to fund the high priority facility needs. The building fund will also need to be raised in order to keep up with the regular maintenance as much of the building fund is used to pay for the energy, HVAC, and roofing projects completed; this does not leave enough funding to achieve our long-term projects.

OUTCOME OF THREE AND FIVE-YEAR DEMOGRAPHIC PLANNING

Academic and extracurricular programs:

Hettinger Public School will continue to work with Lake Region State College to bring additional dual credit opportunities for secondary students while continuing to foster existing relationships with the Great Western Network and Roughrider Area Career Technology Center for opportunities that support programs. Hettinger Public School recognizes the importance of Career and Technical Education and will continue to support all programs. Curriculum meetings will be held to determine course offerings.

Instructional and administrative staffing:

Hettinger Public School will continue to utilize staff to their capabilities, matching teacher qualifications with academic needs and philosophies.

Hettinger Public School will continue to combine the Superintendent position with the Elementary Principal position with assistance provided from the High School Principal in the elementary.

Facility needs and utilization:

Hettinger Public School will continue to replace infrastructure on a schedule. The district may also consider going to a bond referendum to replace major functional projects that include boiler systems for the elementary and high school as well as roof replacement of both elementary buildings.

A committee with members from the School Board, the City of Hettinger, and Park Board will meet to determine the best possible outcome for the pool.

District tax levies:

The district tax levies will continue to be determined by North Dakota Century Code 57-15-14.2. A mill levy increase will be considered if the District goes to a bond referendum. Public hearings will be held to consider specific tax levies when a referendum is called and how taxes will be impacted by the projects.



Hettinger Public School District #13
209 8th Street South, Hettinger, North Dakota 58639
(701)567-5315 • <https://www.hettinger.k12.nd.us/>